

# ZIPPIE 2 (EIZ2)

July, 2003

<b>Account Information:</b> _____	<b>Account No.:</b> _____	<b>Drop Ship/Ship To:</b>
Date: _____		Name: _____
P.O.# _____		Address: _____
Buyer: _____		City: _____ State: _____ Zip: _____
Marked For: _____		Phone: ( _____ ) _____

## ZIPPIE 2 TRANSIT INCLUDED

Zippie 2 ..... \$2315

### FRAMES

#### Transit System <sup>1</sup>

022TO2 With Transit Tie-Down Locations ..... NC  
 022TO7 Without Transit Tie-Down Locations ..... -\$150

#### Attach Order Form for Transit Tested Seating for:

##### -Jay Fit Seating

##### -Standard Conventional Seating (Back Page)

##### -Custom Conventional Seating

#### Frame Color

022C2 Black ..... NC  
 022C10 Black Opal ..... NC  
 022C1 Blue ..... NC  
 022C38 Blue Opal ..... NC  
 022C12 Blue Velvet ..... NC  
 022C36 Candy Blue ..... NC  
 022C35 Candy Red ..... NC  
 022C39 Candy Turquoise ..... NC  
 022C6 Forest Green ..... NC  
 022C4 Midnight Purple ..... NC  
 022C37 Orange ..... NC  
 022C5 Pearl Pink ..... NC  
 022C40 Razzleberry ..... NC  
 022C11 Toxic Green ..... NC  
 022C8 Yellow ..... NC

#### Custom Colors

022C41 Berry Vibrations ..... \$210  
 022C20 Graphite ..... \$210  
 022C42 Stars and Stripes ..... \$210

#### Frame Width

022W3 12" ..... NC  
 022W4 13" ..... NC  
 022W5 14" ..... NC  
 022W6 15" ..... NC  
 022W7 16" ..... NC

#### Frame Depth And Back Post Location

##### (See Diagram on Back)

022FL1 Kids (12"-16" Depth) <sup>2</sup>  
 022FD3 12" ..... NC  
 022FD4 13" ..... NC  
 022FD5 14" ..... NC  
 022FD6 15" ..... NC  
 022FD7 16" ..... NC  
 022FL9 Regular (12"-18" Depth)  
 022FD3 12" ..... NC  
 022FD4 13" ..... NC

#### Frame Depth And Back Post Location, cont'd

022FD5 14" ..... NC  
 022FD6 15" ..... NC  
 022FD7 16" ..... NC  
 022FD8 17" ..... NC  
 022FD9 18" ..... NC

#### STROLLER HANDLE BACK POSTS

##### (For Adaptive Seating)

022BP9 Low (25 3/4" Ht) ..... NC  
 022BP10 Medium (28 3/4" Ht) ..... NC  
 022BP11 Tall (31 3/4" Ht) ..... NC  
 022BP12 Removable Stroller Handle Extension ..... \$85  
 022BP15 Swing Away Adjustable Stroller <sup>3</sup> ..... \$100

#### ARMREST

##### Armrest and Armpad

022AA12 T-Post Regular with Foam ..... NC  
 022AA13 T-Post Tall with Foam ..... NC  
 022AA3 Flip-up ..... NC  
 022AA1 Adjustable Locking Flip-up ..... \$195  
 022AA9 Single-Post Height Adj. Kids ..... \$195  
 022AM1 Desk Length (10") ..... NC  
 022AM2 Full Length (14") ..... NC  
 022AA8 Single-Post Height Adj. Adult ..... \$195  
 022AM1 Desk Length (10") ..... NC  
 022AM2 Full Length (14") ..... NC  
 022AA7 Length Adjustable Locking Flip-up ..... \$215  
 022AM1 Desk Length (10") ..... NC  
 022AM2 Full Length (14") ..... NC  
 022AM14 Foam ..... NC  
 022AM9 Foam Short ..... NC  
 022AM10 Foam Long ..... NC  
 022AA14 Omit Armrest ..... NC

#### FOOTREST

##### 1. Hanger Mounted to Footrest

##### (Footplates Mount to Hanger Tubes)

##### Hanger

022H7 70° Swing-Away Front Mount ..... NC  
 022H8 80° Swing-Away Front Mount ..... NC  
 02256 90° Swing-Away Front Mount ..... NC

#### FOOTNOTES

1. Transit option available with Jay Fit, Standard Conventional or Custom Conventional seating systems or on Zippie 2 Frame only.
2. Available only for 12"-16" frame depths.
3. Not available with removable stroller handle extension.

CUSTOMER SERVICE  
 Phone: (800) 333-4000  
 Fax: (800) 300-7502

7477 East Dry Creek Parkway ♦ Longmont, CO 80503  
 To easily calculate your wheelchair specifications and to learn more about  
 the seating options offered by Jay, visit us at [www.sunrisemedical.com](http://www.sunrisemedical.com)



**Hanger, cont'd**

<input type="checkbox"/>	022H9	70° Heavy Duty Front Mount Lift-Off .....	NC
<input type="checkbox"/>	022H10	80° Heavy Duty Front Mount Lift-Off .....	NC
<input type="checkbox"/>	022H6	90° Heavy Duty Front Mount Lift-Off .....	NC
<input type="checkbox"/>	022H23	90° Elevating <sup>1</sup> .....	\$185

**Extensions**

<input type="checkbox"/>	022E23	2" .....	\$30
<input type="checkbox"/>	022E24	4" .....	\$30
<input type="checkbox"/>	022E16	High Mount <sup>2,3</sup> .....	\$55

**Footplate**

<input type="checkbox"/>	022F4	Kids Angle Adjustable w/ Leg Strap .....	NC
<input type="checkbox"/>	022F3	Adult Angle Adjustable w/ Heel Loops <sup>4</sup> .....	\$105
<input type="checkbox"/>	022F62	90° Footboard w/ Leg Strap <sup>2</sup> .....	NC

**2. Extension Tube Mounted Footrest**

(Footrest Plates Mount to Extension Tube)

**Hanger**

<input type="checkbox"/>	022H1	60° Swing Away .....	NC
<input type="checkbox"/>	022H2	70° Swing Away .....	NC
<input type="checkbox"/>	022H24	Articulating <sup>5,6</sup> .....	\$275
<input type="checkbox"/>	022H14	Elevating <sup>7</sup> .....	\$185

**Extension Tube <sup>8</sup>**

<input type="checkbox"/>	022E1	Short (12"-15") <sup>2</sup> .....	NC
<input type="checkbox"/>	022E2	Medium (15"-17") .....	NC
<input type="checkbox"/>	022E5	Long (17"-20") <sup>2</sup> .....	NC

**Footplate**

<input type="checkbox"/>	022F1	Composite w/ Heel Loops <sup>4,8</sup> .....	NC
<input type="checkbox"/>	022F3	Adult Angle Adjustable w/ Heel Loops <sup>5</sup> .....	\$105
<input type="checkbox"/>	022F5	Aluminum <sup>9</sup> .....	NC
<input type="checkbox"/>	022F4	Kids Angle Adjustable w/ Leg Strap .....	NC
<input type="checkbox"/>	022F48	Platform Flip-Up w/Leg Strap <sup>10</sup> .....	\$125

**Footrest / Hanger Options**

<input type="checkbox"/>	022IG2	Impact Guard Neoprene <sup>11</sup> .....	\$35
<input type="checkbox"/>	022A110	Toe Loop <sup>12,13</sup> .....	\$20
<input type="checkbox"/>	022A54	Extra Leg Strap .....	\$30
<input type="checkbox"/>	022HL4	Omit heel loop .....	NC
<input type="checkbox"/>	022HL6	Omit Single Leg Strap .....	NC
<input type="checkbox"/>	022F7	Omit Footplate and Extension Tube .....	-\$15
<input type="checkbox"/>	022H32	Omit Hanger .....	-\$15

**CASTERS**

<input type="checkbox"/>	022CW31	4" Micro Light Up .....	\$65
<input type="checkbox"/>	022CW3	4" Polyurethane .....	\$65
<input type="checkbox"/>	022CW5	5" Low-Profile Polyurethane .....	Std
<input type="checkbox"/>	022CW33	6" Pneumatic .....	\$65
<input type="checkbox"/>	022CW34	6" Semi-Pneumatic (Polyurethane) .....	N/C
<input type="checkbox"/>	022CW21	8" Pneumatic <sup>3,14</sup> .....	N/C
<input type="checkbox"/>	022CW32	8" Polyurethane <sup>3,14</sup> .....	\$75
<input type="checkbox"/>	022CW36	8" x 2" Pneumatic <sup>3,14</sup> .....	\$145
<input type="checkbox"/>	022CW37	8" x 2" Pneumatic w/Airless Insert <sup>3,14</sup> .....	\$225

**Caster Options**

<input type="checkbox"/>	022CS5	¾" Longer Fork Stem Bolt .....	N/C
<input type="checkbox"/>	022CS9	1½" Longer Fork Stem Bolt .....	NC
<input type="checkbox"/>		Caster Pin Locks <sup>15</sup> .....	\$80
<input type="checkbox"/>	022CS4	Quick-Release Caster Stems <sup>15,16</sup> .....	\$160
<input type="checkbox"/>		Omit Casters .....	NC

**AXLE AND WHEEL**

**Axle Plate**

<input type="checkbox"/>	022AL2	Standard .....	NC
<input type="checkbox"/>	022AL6	Amputee .....	\$85
<input type="checkbox"/>	022AL16	One Arm Drive <sup>12,17,18,19</sup> .....	\$795
<input type="checkbox"/>	022OA2	Standard Handrim .....	NC
<input type="checkbox"/>	022HM1	Right .....	NC

**Axle Plate, cont'd**

<input type="checkbox"/>	022HM2	Left .....	NC
<input type="checkbox"/>	022OA1	Small Handrim <sup>20</sup> .....	NC
<input type="checkbox"/>	022HM1	Right .....	NC
<input type="checkbox"/>	022HM2	Left .....	NC

**Axle**

<input type="checkbox"/>	022AX1	Quick Release .....	NC
<input type="checkbox"/>	022AX11	Quad Quick Release .....	\$90

**Rear Wheel Size**

<input type="checkbox"/>	022RW13	12" Mag <sup>21</sup> .....	\$40
<input type="checkbox"/>	022RW14	16" Mag <sup>21</sup> .....	\$40
<input type="checkbox"/>	022RW3	20" Mag .....	NC
<input type="checkbox"/>	022RW8	22" Mag .....	Std
<input type="checkbox"/>	022RW1	24" Mag .....	NC
<input type="checkbox"/>	022RW12	18" Spoke .....	\$100
<input type="checkbox"/>	022RW4	20" Spoke .....	\$200
<input type="checkbox"/>	022RW9	22" Spoke .....	\$200
<input type="checkbox"/>	022RW2	24" Spoke .....	\$100
<input type="checkbox"/>	022RR25	Omit Rear Wheels and Axles .....	-\$55

**Rear Wheel Tire**

<input type="checkbox"/>	022RT1	Pneumatic .....	NC
<input type="checkbox"/>	022RT2	Pneumatic Airless Insert .....	\$125
<input type="checkbox"/>	022RT3	Full Polyurethane <sup>19</sup> .....	\$50
<input type="checkbox"/>	022RT4	Low Polyurethane <sup>22</sup> .....	NC
<input type="checkbox"/>	022RT6	High Pressure Clincher <sup>22,23</sup> .....	\$55
<input type="checkbox"/>	022RT8	Kevlar <sup>22</sup> .....	\$55

**Handrim <sup>24</sup>**

<input type="checkbox"/>	022HR1	Aluminum Anodized .....	NC
<input type="checkbox"/>	022HR4	Plastic Coated .....	\$85
<input type="checkbox"/>	022HR7	Omit <sup>25</sup> .....	-\$20

**Projections (Not Available on Plastic Coated)**

<input type="checkbox"/>	023HR11	8 Oblique <sup>22</sup> .....	\$195
<input type="checkbox"/>	023HR10	8 Vertical <sup>22,26</sup> .....	\$195

**FOOTNOTES**

1. Available with adult angle adjustable and kids angle adjustable footplates only.
2. Not available with elevating legrests.
3. Not available with 90° hangers.
4. Available on 14"-16" frame widths.
5. Not available with high-push wheel locks and short footrest extension tubes.
6. Not available on frames under 15" wide.
7. Available with aluminum and angle adjustable footplates only.
8. Not available with 90° hangers and 90° elevating legrest.
9. Available with elevating hangers only.
10. Available with 60° or 70° hangers on footrests with extension tubes.
11. Available with 60° or 70° hangers only.
12. Not available with amputee axle plate.
13. Available with adult angle adjustable footplates only.
14. Not available with kids frame length.
15. Not available with 8" x 2" casters.
16. Not available with ¾", 1 ½" fork stem bolts or caster pin locks.
17. Available with mag wheels only.
18. Available with 13"-16" widths only.
19. Not available with 12", 16" or 18" wheels.
20. Not available with 20" rear wheels.
21. Not available with handrims.
22. Available on 24" rear wheels only.
23. Not available with mag wheels.
24. Not available in 11" and 12" rear wheels.
25. N/A in addition to Omit Rear Wheels/Axles Credit.
26. Not available with low profile polyurethane, polyurethane or high-pressure clincher tires.



**Projections (Not Available on Plastic Coated), cont'd**

- 022HR10 12 Oblique 1..... \$195
- 022HR11 12 Vertical 1,2..... \$195

**Wheel Lock**

- 022WL1 High Mount Push 3..... NC
- 022WL2 High Mount Pull 3..... NC
- 022WL10 Omit ..... NC
- 022GA1 Grade Aid 2..... \$90

**Extension Handle**

- 022EH1 6" Pair ..... \$50
- 022EH2 6" Right ..... \$25
- 022EH3 6" Left ..... \$25

**Anti-Tip**

- 022AO1 Front Anti-Tip 4..... \$105
- 022AT1 Rear Anti-Tip ..... \$95

**ACCESSORIES**

**Positioning Belt**

- 1" Dual Pull Side Squeeze Padded ..... \$85
- 022A12 2" Aircraft Buckle ..... \$85
- 022A13 2" Aircraft Buckle Padded ..... \$115
- 1.5" Auto Buckle with Clamps ..... \$60

**Upper Extremity Support Tray**

- 022A29 X-small (10"-12") ..... \$200
- 022A30 Small (13"-14") ..... \$200
- 022A31 Medium (15"-17") ..... \$200

**Spoke Guard 5**

- 022A23 Black 5..... \$90
- 022A24 Clear 5..... \$90

**Side Guard**

- 022SG4 Plastic Kids 6..... \$120
- 022SG3 Plastic Regular 6..... \$120

**Crutch Holder**

- 022A49 Assembly Folding Chair ..... \$65

**Backpack**

- 022A2 Black/Charcoal Kids ..... \$50
- 022A1 Black Utility Backpack ..... \$55

**Seat Pouch**

- 022A8 Black ..... \$45

**Touch-Up Paint**

- 022A27 Frame ..... \$25
- 022A28 X-Tube ..... \$25
- Color: \_\_\_\_\_

**Misc**

- 022A82 Caddy ..... \$45
- 022A83 Tool Kit ..... \$25

**TOTAL CHAIR PRICE** \$ \_\_\_\_\_

**FOOTNOTES**

1. Available on 24" rear wheels only.
2. Not available with low profile polyurethane, polyurethane or high-pressure clincher tires.
3. Not available with Kids Frame and 24" rear wheels.
4. Not available with caster pin locks.
5. Not available with 12", 16" and 18" rear wheels.
6. Not available with height adjustable armrests.

CUSTOMER SERVICE  
 Phone: (800) 333-4000  
 Fax: (800) 300-7502

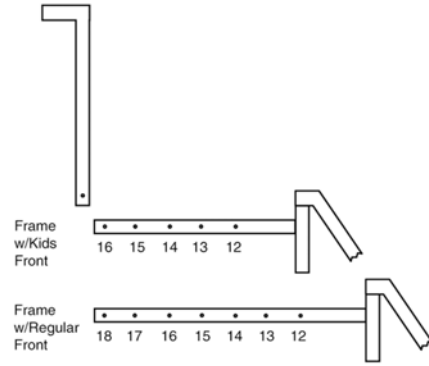
7477 East Dry Creek Parkway ♦ Longmont, CO 80503  
 To easily calculate your wheelchair specifications and to learn more about  
 the seating options offered by Jay, visit us at [www.sunrisemedical.com](http://www.sunrisemedical.com)



## ZIPPIE 2

### FACTORY BACK POST LOCATION DIAGRAM

To Determine Factory Back Post Setting:  
 Add (A): Back insert thickness with attachment hardware length (if applicable)  
 To (B): End user set depth  
 Example: A=1"  
           B=15"  
           16"=Factory Back Post Setting



#### STANDARD CONVENTIONAL SEATING SYSTEM

**SPECIFICATIONS**

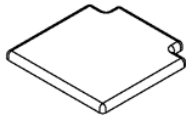
- Seat Width<sup>1</sup> \_\_\_\_\_
- Seat Depth <sup>2</sup> \_\_\_\_\_
- Actual Client Measurements
- Back Width<sup>4,1</sup> \_\_\_\_\_
- Back Height \_\_\_\_\_
- Client Chest Width \_\_\_\_\_

**ALL ATTACHING SEAT AND BACK HARDWARE INCLUDED**

Standard Planar back has 1" foam thickness<sup>3</sup>  
 Standard "I" back has 1" foam thickness<sup>3</sup>  
 Standard Planar cushion is 1.5" thick with 2" x 2" rear notches for growth  
 Standard Wedge cushion has 2" x 2" rear notches for growth  
     • 1.5" thick at rear to 2" thick at front for small cushions up to 15" long  
     • 1.5" thick at rear to 3" thick at front for large cushions longer than 15".  
 Medium Poly Foam

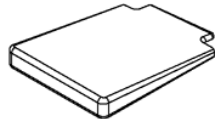
**SEAT**

**Standard Planar**



- Up to 15" wide      \$255
- Over 15" wide      \$280

**Standard Wedge Modification**



- Up to 15" wide      \$305
- Over 15" wide      \$330

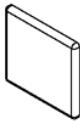
**Choose Fabric:**    Naugahyde    Parapak

**POSITIONING ACCESSORY OPTIONS**

- Lateral hip supports**      \$150pr
  - Small pads = 3x4
  - Large pads = 4x6
- Lateral thigh supports**      \$150pr
  - Choose pad
  - Small pads = 3x4
  - Large pads = 4x6
- Choose Fixed brackets (included)**
  - Straight
  - 1" inset
  - 2" inset
- Flip down adjustable medial thigh support**      \$390
  - Small pads = 3x4 with cover
  - Large pads = 4x6 with cover
- Pelvic positioning belt**
  - Small = 1" padded dual pull      \$65ea
  - Large = 1.5" padded dual pull      \$75ea

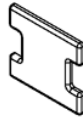
**BACK**

**Standard Planar**



- Up to 15" wide      \$255
- Over 15" wide      \$280

**Standard I-Back**  
(Must provide client chest width)



- Up to 15" wide      \$305
- Over 15" wide      \$330

**Choose Fabric:**    Naugahyde    Parapak

**POSITIONING ACCESSORY OPTIONS**

- Lateral thoracic supports**      \$150pr
  - Small pads = 3x4 flat
  - Large pads = 4x6 flat
- Choose Fixed brackets (included)**
  - Straight
  - 1" inset
  - 2" inset
- Slide in headrest**      \$200
  - Small pad = 3 1/2"x7 3/4" w/short shaft
  - Large pad = 5 1/2"x10 1/2" w/long shaft
- Anterior trunk support**      \$100
  - Small harness
  - Medium harness

1. Must be the same as frame width.
2. "B" from back post location diagram.
3. 2" total thickness with sood and hardware.
4. Will only mount to 1" diameter back canes.

CUSTOMER SERVICE  
 Phone: (800) 333-4000  
 Fax: (800) 300-7502

7477 East Dry Creek Parkway ♦ Longmont, CO 80503  
 To easily calculate your wheelchair specifications and to learn more about the seating options offered by Jay, visit us at [www.sunrisemedical.com](http://www.sunrisemedical.com)

