

ZIPPIE TS (ETS)

July, 2003

Account Information: _____ Account No.: _____ Date: _____ P.O.# _____ Buyer: _____ Marked For: _____	Drop Ship/Ship To: Name: _____ Address: _____ City: _____ State: _____ Zip: _____ Phone: (_____) _____
--	---

ZIPPIE TS TRANSIT INCLUDED

GROWING ZIPPIE TS 1..... \$2700

FRAMES

Frame Style

- 021FC2 Swing-Away Frame NC
- 021FC1 Fixed Frame 2..... NC

Transit System

- 021TO2 With Transit Tie-Down Locations NC
- 021TO7 Without Transit Tie-Down Locations -\$150

Attach Order Form for Transit Tested Seating for:

-Jay Fit Seating

-Standard Conventional Seating (Back page)

-Custom Conventional Seating

Tilt Option

- 021TT6 Single Mech Lock 3,4..... NC
- 021TT5 Dual Mech Lock NC

Frame Color

- 021C2 Black NC
- 021C10 Black Opal NC
- 021C1 Blue NC
- 021C38 Blue Opal NC
- 021C12 Blue Velvet NC
- 021C36 Candy Blue NC
- 021C35 Candy Red NC
- 021C39 Candy Turquoise NC
- 021C6 Forest Green NC
- 021C4 Midnight Purple NC
- 021C37 Orange NC
- 021C5 Pearl Pink NC
- 021C40 Razzleberry NC
- 021C11 Toxic Green NC
- 021C8 Yellow NC

Custom Colors

- 021C41 Berry Vibrations \$210
- 021C20 Graphite \$210
- 021C42 Stars and Stripes \$210

Frame Width

Small

- 021W1 10" NC
- 021W2 11" NC
- 021W3 12" NC

Medium

- 021W3 12" NC
- 021W4 13" NC
- 021W5 14" NC

Large

- 021W5 14" NC

Frame Width, cont'd

- 021W6 15" NC
- 021W7 16" NC

Frame Depth and Back Post Location

(See Diagram on Back)

- 021FD3 12" NC
- 021FD4 13" NC
- 021FD5 14" NC
- 021FD6 15" NC
- 021FD7 16" NC
- 021FD8 17" NC
- 021FD9 18" NC
- 021FD10 19" 5..... NC
- 021FD11 20" 5..... NC

SEATING

- 021PN3 Growing Seat Pan \$150

Stroller Handle Back Posts (For Adaptive Seating)

- 021BP9 Low (25 3/4" Ht) NC
- 021BP10 Medium (28 3/4" Ht) NC
- 021BP11 Tall (31 3/4" Ht) NC
- 021BP13 Removable Stroller Handle Extension \$85
- 021BP15 Swing-Away Adjustable Stroller \$100

ARMREST

Armrest and Armpad

- 021AA12 T-Post Armrest Regular with Foam NC
- 021AA13 T-Post Armrest Tall with Foam NC
- 021AA3 Flip-up NC
- 021AA1 Adjustable Locking Flip-up \$195
- 021AA10 Single-Post Height Adj. Pediatric \$195
- 021AM1 Desk Length (10") NC
- 021AM2 Full Length (14") NC
- 021AA9 Single-Post Height Adj. Kids \$195
- 021AM1 Desk Length (10") NC
- 021AM2 Full Length (14") NC
- 021AA8 Single-Post Height Adj. Adult \$195
- 021AM1 Desk Length (10") NC
- 021AM2 Full Length (14") NC
- 021AA7 Length Adjustable Locking Flip-up \$215
- 021AM1 Desk Length (10") NC
- 021AM2 Full Length (14") NC

FOOTNOTES

1. All Zippie TS models grow in width and depth.
2. 90° footboard or high mount footplates only.
3. Not available with transit option.
4. Not available with large frame width.
5. 19" and 20" frame depths achieved with rear frame extension plug.

CUSTOMER SERVICE
 Phone: (800) 333-4000
 Fax: (800) 300-7502

7477 East Dry Creek Parkway ♦ Longmont, CO 80503
 To easily calculate your wheelchair specifications and to learn more about
 the seating options offered by Jay, visit us at www.sunrisemedical.com



Armrest and Armpad, cont'd

<input type="checkbox"/>	021AM14	Foam	NC
<input type="checkbox"/>	021AM9	Short	NC
<input type="checkbox"/>	021AM10	Long	NC

FOOTREST**1. Hanger Mounted Footrest** (Footplates Mount to Hanger Tubing)**Hanger Type**

<input type="checkbox"/>	021H7	70° Swing-Away Front Mount	NC
<input type="checkbox"/>	021H8	80° Swing-Away Front Mount	NC
<input type="checkbox"/>	021H6	90° Swing-Away Front Mount	NC
<input type="checkbox"/>	021H9	70° Heavy Duty Front Mount Lift-Off	NC
<input type="checkbox"/>	021H10	80° Heavy Duty Front Mount Lift-Off	NC
<input type="checkbox"/>	021H11	90° Heavy Duty Front Mount Lift-Off	NC
<input type="checkbox"/>	021H23	90° Elevating ¹	\$185

Extensions

<input type="checkbox"/>	021E23	2"	\$30
<input type="checkbox"/>	021E24	4"	\$30
<input type="checkbox"/>		High Mount ²	\$55

Footplate

<input type="checkbox"/>	021F4	Kids Angle Adjustable w/ Leg Strap	NC
<input type="checkbox"/>	021F3	Adult Angle Adjustable w/ Heel Loops	\$105
<input type="checkbox"/>	021F62	90° Footboard w/ Leg Strap	NC

2. Extension Tube Mounted Footrests**(Footplates Mount to Extension Tube)****Hanger Type**

<input type="checkbox"/>	021H1	60° Swing-Away	NC
<input type="checkbox"/>	021H2	70° Swing-Away	NC
<input type="checkbox"/>	021H14	Elevating ³	\$185
<input type="checkbox"/>	021H24	Articulating ^{4,5}	\$275

Extension Tube

<input type="checkbox"/>	021E1	Short (11.5"-14") ²	NC
<input type="checkbox"/>	021E2	Medium (14"-17")	NC
<input type="checkbox"/>	021E5	Long (17"-19")	NC

Footplate

<input type="checkbox"/>	021F1	Composite w/Heel Loops	NC
<input type="checkbox"/>	021F5	Aluminum ⁶	NC
<input type="checkbox"/>	021F4	Kids Angle Adjustable w/ Leg Strap	NC
<input type="checkbox"/>	021F3	Adult Angle Adjustable w/ Heel Loop	\$105
<input type="checkbox"/>	021F48	Platform Flip Up w/ Leg Strap ⁷	\$125

3. Fixed Frame Footrest**(Footboard mounted to seat frame)**

<input type="checkbox"/>	021F62	90° Footboard w/ Leg Strap	NC
--------------------------	--------	----------------------------------	----

Extensions

<input type="checkbox"/>	021H34	Fixed Frame with 3" Extension	\$30
<input type="checkbox"/>	021H35	Fixed Frame with 5" Extension	\$30

Footrest / Hanger Options

<input type="checkbox"/>	021IG2	Neoprene ⁷	\$35
<input type="checkbox"/>	021A110	Toe Loop ^{8,9}	\$20
<input type="checkbox"/>	021A54	Legstrap	\$30
<input type="checkbox"/>	021H32	Omit Hanger	-\$15
<input type="checkbox"/>	021F7	Omit Footplate and Extension Tube	-\$15
<input type="checkbox"/>	021HL4	Omit Heel Loop	NC
<input type="checkbox"/>	021HL6	Omit Single Leg Strap	NC

CASTERS**Caster Wheel**

<input type="checkbox"/>	021CW31	4" Micro Light Up	\$65
<input type="checkbox"/>	021CW3	4" Polyurethane	\$65
<input type="checkbox"/>	021CW5	5" Low-Profile Polyurethane	NC
<input type="checkbox"/>	021CW7	5" x 1.5" Semi-Pneumatic ¹⁰	\$65
<input type="checkbox"/>	021CW33	6" Pneumatic	\$65

Caster Wheel, cont'd

<input type="checkbox"/>	021CW34	6" Semi-Pneumatic (Polyurethane)	NC
<input type="checkbox"/>	021CW35	6" x 1.5" Semi-Pneumatic ¹⁰	\$65
<input type="checkbox"/>	021CW21	8" Pneumatic ¹¹	NC
<input type="checkbox"/>	021CW32	8" Semi-Pneumatic (Polyurethane) ¹¹	\$75
<input type="checkbox"/>		8" x 1.5" Semi-Pneumatic ¹¹	\$75
<input type="checkbox"/>	021CW36	8" x 2" Pneumatic ¹¹	\$145
<input type="checkbox"/>	021CW37	8" x 2" Pneumatic w/ Airless Insert ¹¹	\$225

Caster Options

<input type="checkbox"/>	021CS5	3/4" Longer Fork Stem Bolt	NC
<input type="checkbox"/>		Caster Pin Locks ¹²	\$90
<input type="checkbox"/>	021CS4	Quick-Release Caster Stems ¹³	\$160
<input type="checkbox"/>		Omit Caster, Wheels and Tires	NC

AXLE AND WHEEL**Axle Plate**

<input type="checkbox"/>	021AL2	Standard Adjustable	NC
<input type="checkbox"/>	021AL14	Extended Adjustable ¹⁴	NC
<input type="checkbox"/>	021AL17	One Arm Drive ¹⁵	\$795
<input type="checkbox"/>	021OA2	One Arm Drive Standard Handrim	NC
<input type="checkbox"/>	021HM1	Right Hand Mount	NC
<input type="checkbox"/>	021HM2	Left Hand Mount	NC
<input type="checkbox"/>	021OA1	One Arm Drive Small Handrim	NC
<input type="checkbox"/>	021HM1	Right Hand Mount	NC
<input type="checkbox"/>	021HM2	Left Hand Mount	NC

Axle

<input type="checkbox"/>	021AX1	Quick Release	NC
<input type="checkbox"/>	021AX11	Quad Quick Release	\$90

Rear Wheel

<input type="checkbox"/>	021RW13	12" Mag ¹⁶	NC
<input type="checkbox"/>	021RW14	16" Mag ¹⁶	\$40
<input type="checkbox"/>	021RW3	20" Mag	NC
<input type="checkbox"/>	021RW8	22" Mag	NC
<input type="checkbox"/>	021RW1	24" Mag	NC
<input type="checkbox"/>	021RW12	18" Spoke	\$100
<input type="checkbox"/>	021RW4	20" Spoke	\$200
<input type="checkbox"/>	021RW9	22" Spoke	\$200
<input type="checkbox"/>	021RW2	24" Spoke	\$100

Rear Wheel Tire

<input type="checkbox"/>	021RT1	Pneumatic	NC
<input type="checkbox"/>	021RT2	Pneumatic Airless Insert	\$125
<input type="checkbox"/>	021RT3	Full Polyurethane ¹⁵	\$50

FOOTNOTES

- Available with kids angle adjustable and adult angle adjustable footplates only.
- Not available with elevating legrests.
- Only available with aluminum and angle adjustable footplates.
- Available on 15" – 16" frame widths.
- Not available with high-push wheel locks and short footrest extension tubes.
- Available with elevating legrests only.
- Available with 60° or 70° hangers on footrests with extension tubes only.
- Available with adult angle adjustable footplates only.
- Not available with kids angle adjustable footplates.
- Caster may interfere with fork in upper hole position.
- Not available with 90° hangers.
- Not available with 8" x 2" and 8" X 1.5" casters.
- Not available with 3/4" or 1 1/2" fork stem bolt, caster pin locks, and 8" X 2" front casters.
- Not available with 12" rear wheels.
- Not available with 12", 16" or 18" wheels.
- Not available with handrims.

CUSTOMER SERVICE
Phone: (800) 333-4000
Fax: (800) 300-7502

7477 East Dry Creek Parkway ♦ Longmont, CO 80503
To easily calculate your wheelchair specifications and to learn more about
the seating options offered by Jay, visit us at www.sunrisemedical.com



Rear Wheel Tire, cont'd

- 021RT4 Low Polyurethane 1..... NC
- 021RT6 High Pressure Clincher 2..... \$45
- 021RT8 Kevlar 1..... \$45
- 021RR25 Omit Rear Wheel and Axle -\$55

Handrim 3

- 021HR1 Aluminum Anodized NC
- 021HR4 Plastic Coated \$85
- 021HR7 Omit 4..... -\$20

Projections (Not Available on Plastic Coated)

- 021HR8 8 Oblique 1..... \$195
- 021HR9 8 Vertical 1,5..... \$195
- 021HR10 12 Oblique 1..... \$195
- 021HR11 12 Vertical 1,5..... \$195

Wheel Lock

- 021WL1 High Mount Push NC
- 021WL2 High Mount Pull NC
- 021WL11 Foot Lock 6..... NC
- 021WL10 Omit NC

Extension Handle

- 021EH1 6" Pair \$50
- 021EH3 6" Left \$25
- 021EH2 6" Right \$25

Grade Aid

- 021GA1 Grade Aid 7..... \$90

Anti-Tip

- 021AO1 Front Anti-Tip 8..... \$105
- 021AT1 Rear Anti-Tip \$95

ACCESSORIES

Backpack

- 021A2 Black/Charcoal Kids \$50
- 021A1 Black Utility Backpack \$55

Seat Pouch

- 021A8 Black \$45

Misc

- 021A83 Tool Kit \$25

Positioning Belt

- 1" Dual Pull Side Squeeze Padded \$65
- 021A12 2" Aircraft Buckle \$85
- 021A13 2" Aircraft Buckle Padded \$115
- 1.5" Auto Buckle with Clamps \$60

Spoke Guard

- 021A24 Spoke Guard - Clear 3..... \$90
- 021A23 Spoke Guard - Black 3..... \$90

Touch-Up Paint

- 021A27 Frame \$25

Upper Extremity Support Tray

- 021A29 X-Small (10"-12") \$200
- 021A30 Small (13"-14") \$200
- 021A31 Medium (15"-17") \$200

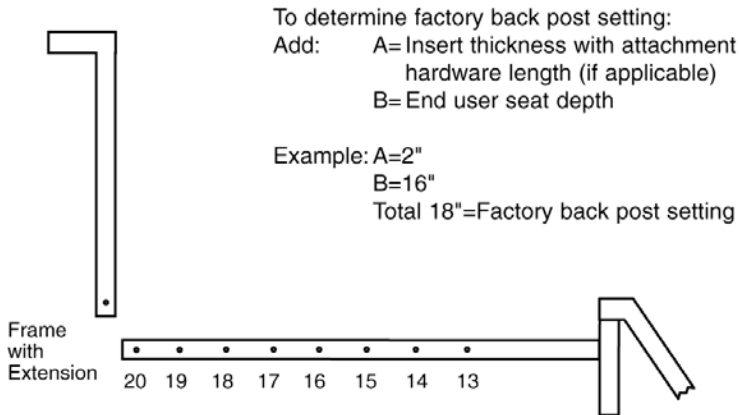
Side Guard

- 021SG3 Plastic Regular 9..... \$120
- 021SG4 Plastic Kids 9..... \$120

TOTAL CHAIR PRICE \$ _____

FOOTNOTES

1. Available with 24" wheels only.
2. Available with 24" spoke wheels only.
3. Not available with 12", 16" and 18" rear wheels.
4. Not available with wheel/axle credit.
5. Not available with low profile polyurethane tires.
6. Available on 12" rear wheels only.
7. Not available with low profile polyurethane, high profile polyurethane, or high pressure clincher tires.
8. Not available with caster pin locks.
9. Not available with height adjustable armrests.



STANDARD CONVENTIONAL SEATING SYSTEM

SPECIFICATIONS

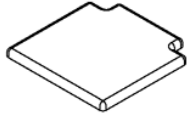
- Seat Width¹ _____
- Seat Depth² _____
- Actual Client Measurements
- Back Width^{4,1} _____
- Back Height _____
- Client Chest Width _____

ALL ATTACHING SEAT AND BACK HARDWARE INCLUDED

- Standard Planar back has 1" foam thickness³
- Standard "I" back has 1" foam thickness³
- Standard Planar cushion is 1.5" thick with 2" x 2" rear notches for growth
- Standard Wedge cushion has 2" x 2" rear notches for growth
 - 1.5" thick at rear to 2" thick at front for small cushions up to 15" long
 - 1.5" thick at rear to 3" thick at front for large cushions longer than 15".
- Medium Poly Foam

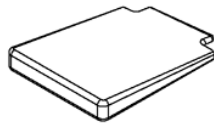
SEAT

Standard Planar



- Up to 15" wide \$255
- Over 15" wide \$280

Standard Wedge Modification



- Up to 15" wide \$305
- Over 15" wide \$330

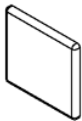
Choose Fabric: Naugahyde Parapak

POSITIONING ACCESSORY OPTIONS

- Lateral hip supports \$150pr**
 - Small pads = 3x4
 - Large pads = 4x6
- Lateral thigh supports \$150pr**
 - Choose pad
 - Small pads = 3x4
 - Large pads = 4x6
- Choose Fixed brackets (included)**
 - Straight
 - 1" inset
 - 2" inset
- Flip down adjustable medial thigh support \$390**
 - Small pads = 3x4 with cover
 - Large pads = 4x6 with cover
- Pelvic positioning belt**
 - Small = 1" padded dual pull \$65ea
 - Large = 1.5" padded dual pull \$75ea

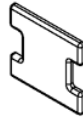
BACK

Standard Planar



- Up to 15" wide \$255
- Over 15" wide \$280

Standard I-Back
(Must provide client chest width)



- Up to 15" wide \$305
- Over 15" wide \$330

Choose Fabric: Naugahyde Parapak

POSITIONING ACCESSORY OPTIONS

- Lateral thoracic supports \$150pr**
 - Small pads = 3x4 flat
 - Large pads = 4x6 flat
- Choose Fixed brackets (included)**
 - Straight
 - 1" inset
 - 2" inset
- Slide in headrest \$200**
 - Small pad = 3 1/2"x7 3/4" w/short shaft
 - Large pad = 5 1/2"x10 1/2" w/long shaft
- Anterior trunk support \$100**
 - Small harness
 - Medium harness

1. Must be the same as frame width.
2. "B" from back post location diagram.
3. 2" total thickness with sood and hardware.
4. Will only mount to 1" diameter back canes.

CUSTOMER SERVICE
Phone: (800) 333-4000
Fax: (800) 300-7502

7477 East Dry Creek Parkway ♦ Longmont, CO 80503
To easily calculate your wheelchair specifications and to learn more about the seating options offered by Jay, visit us at www.sunrisemedical.com

